

Patient survey report 2009



Survey of adult inpatients in the NHS 2009
Clatterbridge Centre for Oncology NHS Foundation Trust

The national survey of adult inpatients in the NHS 2009 was designed, developed and co-ordinated by the Acute Surveys Co-ordination Centre for the NHS Patient Survey Programme at Picker Institute Europe.



making patients' views count

National NHS patient survey programme

Survey of adult inpatients in the NHS 2009

The Care Quality Commission

The Care Quality Commission is the independent regulator of health and adult social care services in England. We also protect the interests of people whose rights are restricted under the Mental Health Act.

Whether services are provided by the NHS, local authorities, private companies or voluntary organisations, we make sure that people get better care. We do this by:

- Driving improvement across health and adult social care.
- Putting people first and championing their rights.
- Acting swiftly to remedy bad practice.
- Gathering and using knowledge and expertise, and working with others.

Survey of adult inpatients 2009

To improve the quality of services that the NHS delivers, it is important to understand what patients think about their care and treatment. One way of doing this is by asking patients who have recently used their local health services to tell us about their experiences.

This report provides the results of the seventh survey of adult inpatients in NHS trusts in England. It shows how each trust scored for each question in the survey, compared with national average results. The report should be used to understand the trust's performance, and to identify areas where it needs to improve.

There is also a set of tables on our website showing the national results for the 2009 survey compared with the results for previous years where possible, and a briefing note that highlights key issues.¹ These documents were produced by the Acute Co-ordination Centre at Picker Institute Europe.

Similar surveys of adult inpatients were also carried out in 2002, 2004², 2005, 2006, 2007 and 2008. They are part of a wider programme of NHS patient surveys, which covers a range of topics including mental health services, outpatient services and ambulance services. To find out more about our programme, please visit our website (see further information section).

About the survey

The seventh survey of adult inpatients involved 162 acute and specialist NHS trusts. We received responses from more than 69,000 patients, a response rate of 52%. Patients were eligible for the survey if they were aged 16 years or older, had at least one overnight stay and were not admitted to maternity or psychiatric units.

¹These tables show the percentage national results

²In 2004, the Healthcare Commission carried out a separate survey of children and young people (aged 0-17). Consequently only those aged 18 and over were included in the sample for the 2004 adult inpatients survey. As a result, the benchmark reports for the 2004 survey were based on patients aged 18 and over and are therefore not directly comparable to the reports for the 2009 survey presented here.

Interpreting the report

For each question in the survey, the individual responses were converted into scores on a scale of 0 to 100. A score of 100 represents the best possible response. Therefore, the higher the score for each question, the better the trust is performing.³

Please note: the scores are **not percentages**, so a score of 80 does not mean that 80% of people who have used services in the trust have had a particular experience (e.g. ticked 'Yes' to a particular question), it means that the trust has scored 80 out of a maximum of 100. A 'scored' questionnaire showing the scores assigned to each question is available on our website (see further information' section).

Please also note that it is not appropriate to score all questions within the questionnaire for benchmarking purposes. This is because not all of the questions assess the trusts in any way, or they may be 'filter questions' designed to filter out respondents to whom following questions do not apply. An example of such a question would be Q50 "During your stay in hospital, did you have an operation or procedure?"

The graphs included in this report display the scores for this trust, compared with national benchmarks. Each bar represents the range of results for each question across all trusts that took part in the survey. In the graphs, the bar is divided into three sections:

- the red section (left hand end) shows the scores for the 20% of trusts with the lowest scores
- the green section (right hand end) shows the scores for the 20% of trusts with the highest scores
- the orange section (middle section) represents the range of scores for the remaining 60% of trusts.

A white diamond represents the score for this trust. If the diamond is in the green section of the bar, for example, it means that the trust is among the top 20% of trusts in England for that question. The line on either side of the diamond shows the amount of uncertainty surrounding the trust's score, as a result of random fluctuation.⁴

Since the score is based on a sample of inpatients in a trust rather than all inpatients, the score may not be exactly the same as if everyone had been surveyed and had responded. Therefore a confidence interval⁵ is calculated as a measure of how accurate the score is. We can be 95% certain that if everyone in the trust had been surveyed, the 'true' score would fall within this interval.

³Trusts have differing profiles of patients. For example, one trust may have more male inpatients than another. This can potentially affect the results because people tend to answer questions in different ways, depending on certain characteristics. For example, older respondents tend to report more positive experiences than younger respondents, and women tend to report less positive experiences than men. This could potentially lead to a trust's results appearing better or worse than if they had a slightly different profile of patients. To account for this, we 'standardise' the data. Results have been standardised by the age, sex and method of admission (emergency or elective) of respondents to ensure that no trust will appear better or worse than another because of its respondent profile. This helps to ensure that each trust's age-sex-admission type profile reflects the national age-sex-admission type distribution (based on all of the respondents to the survey). It therefore enables a more accurate comparison of results from trusts with different profiles of patients.

⁴If a score is on the 'threshold' for the highest scoring 20% of trusts (that is, the white diamond is on the line separating green and orange), this means that the score is one of the highest 20% of scores for that question. Similarly, trusts with scores on the threshold for the lowest scoring 20% of trusts are included in this lowest 20% of scores.

⁵A confidence interval is an upper and lower limit within which you have a stated level of confidence that the true mean (average) lies somewhere in that range. These are commonly quoted as 95% confidence intervals, which are constructed so that you can be 95% certain that the true mean lies between these limits. The width of the confidence interval gives some indication of how cautious we should be; a very wide interval may indicate that more data should be collected before making any conclusions.

When considering how a trust performs, it is very important to consider the confidence interval surrounding the score. If a trust's average score is in one colour, but either of its confidence limits are shown as falling into another colour, this means that you should be more cautious about the trust's result because, if the survey was repeated with a different random sample of patients, it is possible their average score would be in a different place and would therefore show as a different colour.

The white diamond (score) is not shown for questions answered by fewer than 30 people because the uncertainty around the result would be too great. When identifying trusts with the highest and lowest scores and thresholds, trusts with fewer than 30 respondents have not been included.

At the end of the report you will find the data used for the charts and background information about the patients that responded.

Notes on specific questions

Q6 and Q8: (Q6 "When you were referred to see a specialist, were you offered a choice of hospital for your first appointment?" and Q8 "Overall, from the time you first talked to this health professional about being referred to a hospital, how long did you wait to be admitted to hospital?") These questions exclude patients who were not referred for a planned admission to hospital by a GP or health professional in England (ie their care was not bought or 'commissioned' in England but in Northern Ireland, Scotland or Wales). This is because hospital choice and waiting time policies differ outside of England.

Q14 and Q17: The information collected by Q14 ("When you were first admitted to a bed on a ward, did you share a sleeping area, for example a room or bay, with patients of the opposite sex?") and Q17 ("After you moved to another ward (or wards), did you ever share a sleeping area, for example a room or bay, with patients of the opposite sex?") are presented together to show whether the patient has ever shared a sleeping area with patients of the opposite sex. The combined question is numbered in this report as Q14 and has been reworded as "Did you ever share a sleeping area with patients of the opposite sex?"

In addition, the information based on these questions cannot be compared to similar information collected in the 2002, 2004 and 2005 surveys. This is due to a change in the questions' wording and because the results for 2009, 2008, 2007 and 2006 have excluded patients who have stayed in a critical care area, which almost always accommodates patients of both sexes. For further details, please see the 'scored' questionnaire which shows the scores assigned to each question (available on our website).⁶

Q59, Q60 and Q61: Information from Q59 ("On the day you left hospital, was your discharge delayed for any reason?") has been used to score the results for Q60 ("What was the main reason for the delay?") and Q61 ("How long was the delay to discharge?"). Further scoring information is available from the questionnaire on our website.

⁶Trusts providing services for women only have been excluded when calculating the national average for Q14 (Did you ever share a sleeping areas with patients of the opposite sex) and Q19 (Did you ever use the same bathroom or shower area as patients of the opposite sex?).

Further information

Full details of the methodology of the survey can be found at:

<http://www.nhssurveys.org/>

More information on the programme of NHS patient surveys is available on the patient survey section of the website at:

<http://www.cqc.org.uk/nationalfindings/surveys.cfm>

The 2009 survey of adult inpatient results, questionnaire and scoring can be found at:

<http://www.cqc.org.uk/PatientSurveyInpatient2009>

The 2008 survey of adult inpatient results can be found at:

<http://www.cqc.org.uk/PatientSurveyInpatient2008>

The results for the adult inpatient surveys 2004-2007 can be found on the Care Quality Commission website at:

<http://www.cqc.org.uk/publications.cfm>

The 2002 survey of adult inpatient results (published by the Department of Health) can be found at:

<http://www.dh.gov.uk/en/Publicationsandstatistics/PublishedSurvey/NationalsurveyofNHSpatients/Nationalsurveyinpatients/index.htm>

More information on 2009/10 Periodic Review is available on the Care Quality Commission's website at:

<http://www.cqc.org.uk/guidanceforprofessionals/healthcare/nhsstaff/periodicreview2009/10.cfm>

Survey of adult inpatients in the NHS 2009

Clatterbridge Centre for Oncology NHS Foundation Trust

Admission to hospital

How much information about your condition did you get in the A&E Department?

Were you given enough privacy when being examined or treated in the A&E Department?

How long did you wait from arriving at A&E to be admitted to a bed on a ward?

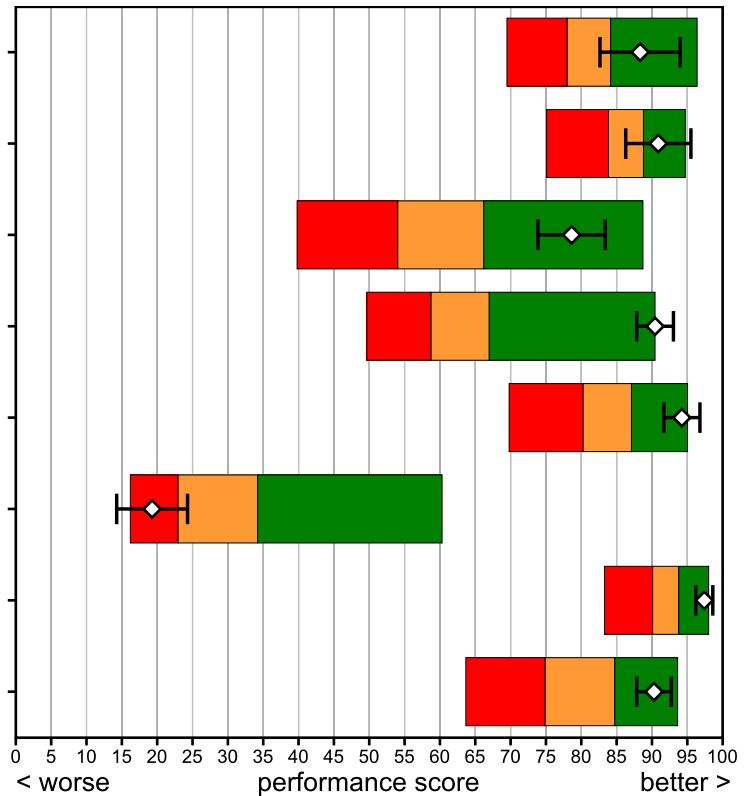
Overall, how long did you wait from being referred to hospital to be admitted?

How do you feel about the length of time you were on the waiting list?

Were you given a choice of admission dates?

Was your admission date changed by the hospital?

Upon arrival, did you feel that you had to wait a long time to get to a bed on a ward?



- Best performing 20% of trusts
- Intermediate 60% of trusts
- Worst performing 20% of trusts

◇ This trust (vertical lines show amount of uncertainty as a result of random fluctuation)

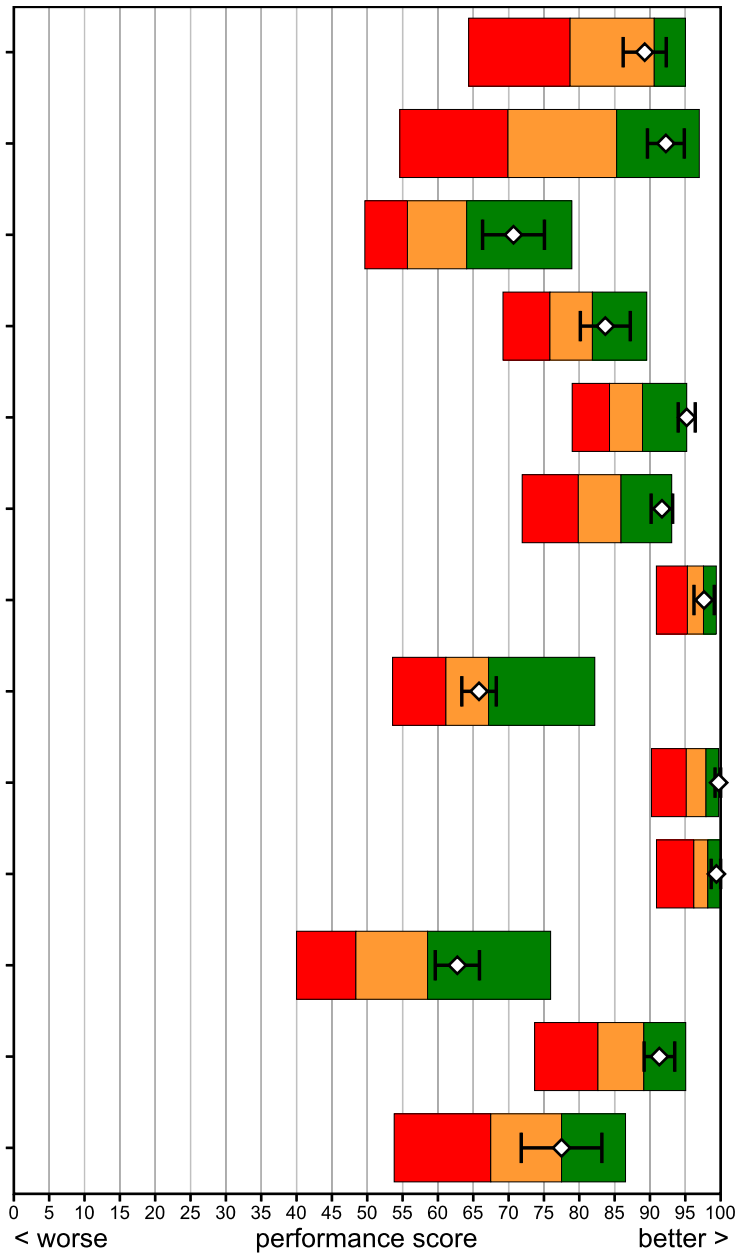
This trust's results are not shown if there were fewer than 30 respondents.

Survey of adult inpatients in the NHS 2009

Clatterbridge Centre for Oncology NHS Foundation Trust

The hospital and ward

- Did you ever share a sleeping area with patients of the opposite sex?
- Did you ever use the same bathroom or shower area as patients of the opposite sex?
- Were you ever bothered by noise at night from other patients?
- Were you ever bothered by noise at night from hospital staff?
- In your opinion, how clean was the hospital room or ward that you were in?
- How clean were the toilets and bathrooms that you used in hospital?
- Did you feel threatened during your stay in hospital by other patients or visitors?
- Did you have somewhere to keep your personal belongings whilst on the ward?
- Did you see any posters or leaflets on the ward asking patients and visitors to wash their hands or to use hand-wash gels?
- Were hand-wash gels available for patients and visitors to use?
- How would you rate the hospital food?
- Were you offered a choice of food?
- Did you get enough help from staff to eat your meals?



- Best performing 20% of trusts
- Intermediate 60% of trusts
- Worst performing 20% of trusts
- This trust (vertical lines show amount of uncertainty as a result of random fluctuation)

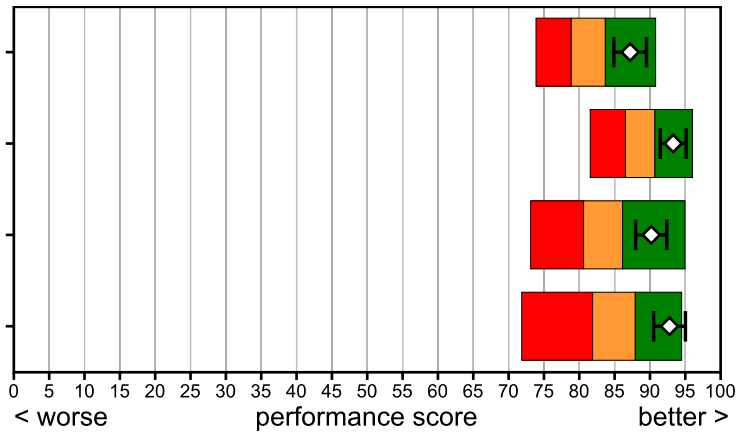
This trust's results are not shown if there were fewer than 30 respondents.

Survey of adult inpatients in the NHS 2009

Clatterbridge Centre for Oncology NHS Foundation Trust

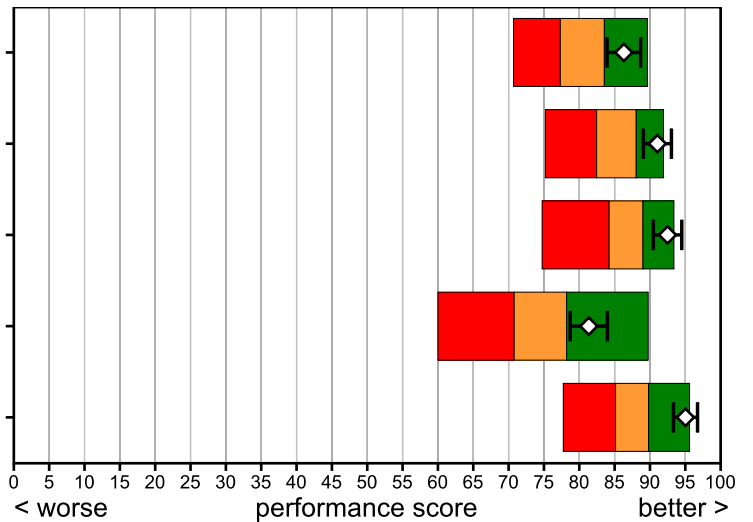
Doctors

- When you had important questions to ask a doctor, did you get answers that you could understand?
- Did you have confidence and trust in the doctors treating you?
- Did doctors talk in front of you as if you weren't there?
- As far as you know, did doctors wash or clean their hands between touching patients?



Nurses

- When you had important questions to ask a nurse, did you get answers that you could understand?
- Did you have confidence and trust in the nurses treating you?
- Did nurses talk in front of you as if you weren't there?
- In your opinion, were there enough nurses on duty to care for you in hospital?
- As far as you know, did nurses wash or clean their hands between touching patients?



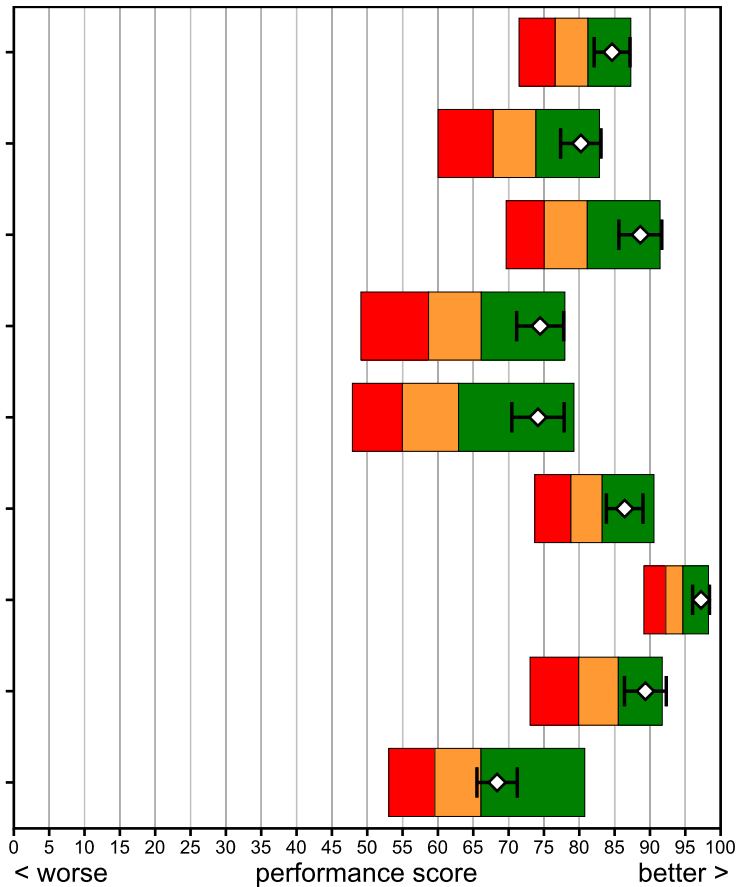
■ Best performing 20% of trusts	■ Intermediate 60% of trusts	■ Worst performing 20% of trusts	◇ This trust (vertical lines show amount of uncertainty as a result of random fluctuation)
This trust's results are not shown if there were fewer than 30 respondents.			

Survey of adult inpatients in the NHS 2009

Clatterbridge Centre for Oncology NHS Foundation Trust

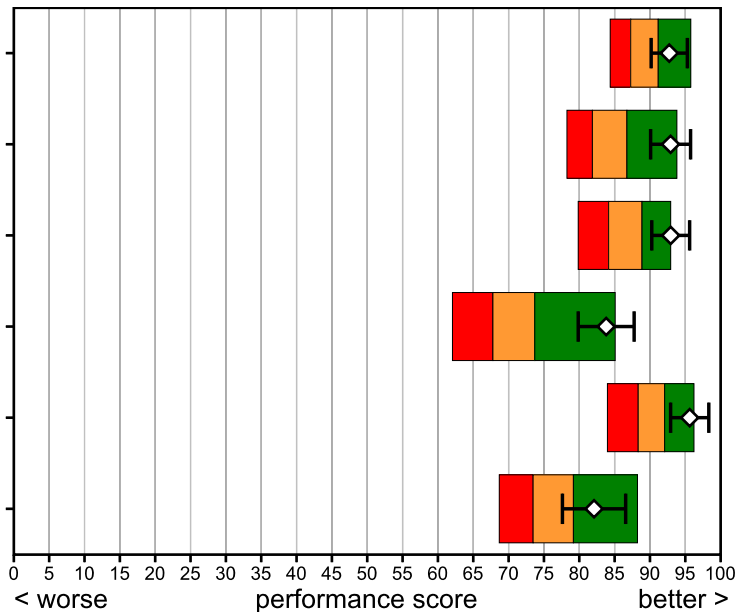
Your care and treatment

- Did a member of staff say one thing and another say something different?
- Were you involved as much as you wanted to be in decisions about your care?
- How much information about your condition or treatment was given to you?
- Did your family or someone close to you have enough opportunity to talk to a doctor?
- Did you find someone on the hospital staff to talk to about your worries and fears?
- Were you given enough privacy when discussing your condition or treatment?
- Were you given enough privacy when being examined or treated?
- Do you think the hospital staff did everything they could to help control your pain?
- After you used the call button, how long did it usually take before you got help?



Operations & Procedures

- Did a member of staff explain the risks and benefits of the operation or procedure?
- Did a member of staff explain what would be done during the operation or procedure?
- Did a member of staff answer your questions about the operation or procedure?
- Were you told how you could expect to feel after you had the operation or procedure?
- Did the anaesthetist explain how he or she would put you to sleep or control your pain?
- Afterwards, did a member of staff explain how the operation or procedure had gone?



- Best performing 20% of trusts
- Intermediate 60% of trusts
- Worst performing 20% of trusts
- This trust (vertical lines show amount of uncertainty as a result of random fluctuation)

This trust's results are not shown if there were fewer than 30 respondents.

Survey of adult inpatients in the NHS 2009

Clatterbridge Centre for Oncology NHS Foundation Trust

Leaving Hospital

Did you feel you were involved in decisions about your discharge from hospital?

What was the main reason for the delay?

How long was the delay to discharge?

Were you given any written information about what you should do after leaving hospital?

Did hospital staff explain the purpose of the medicines you were to take home?

Did a member of staff tell you about medication side effects to watch for?

Were you told how to take your medication in a way you could understand?

Were you given clear written information about your medicines?

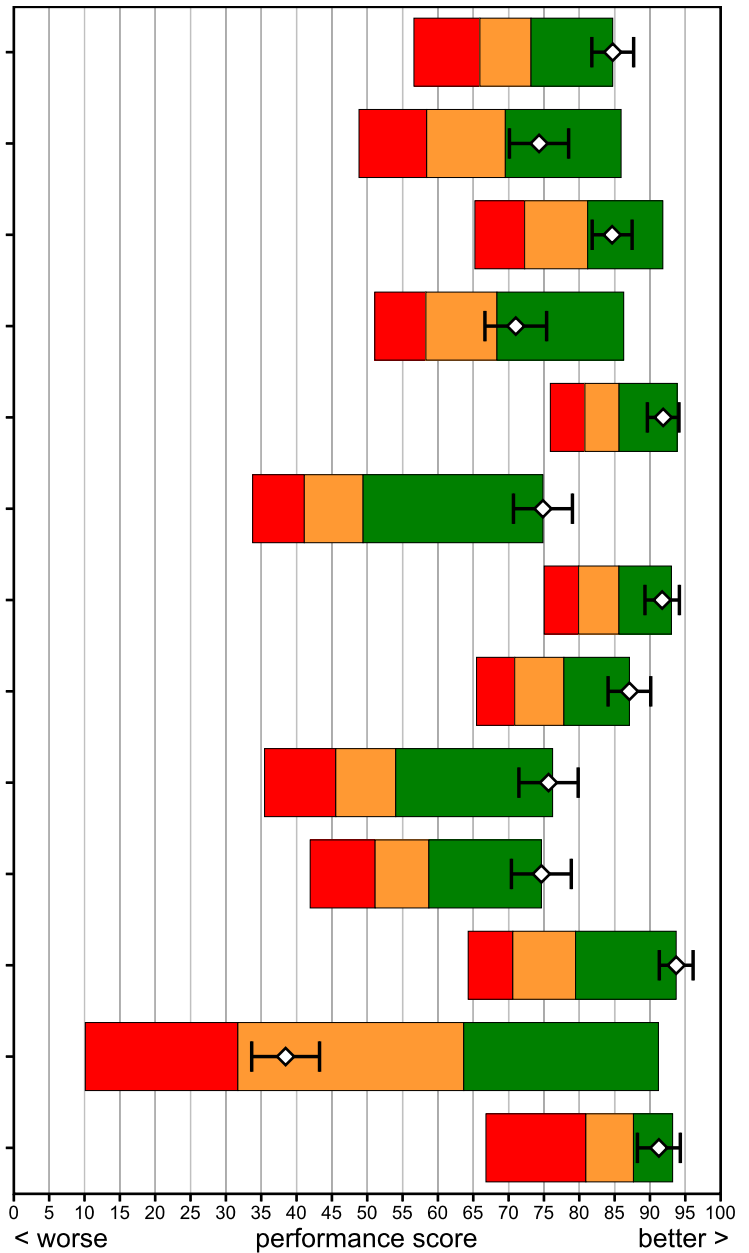
Did a member of staff tell you about any danger signals you should watch for?

Did hospital staff give your family or someone close to you all the information they needed?

Did hospital staff tell you who to contact if you were worried about your condition?

Did you receive copies of letters sent between hospital doctors and your family doctor?

Were the letters written in a way that you could understand?



- Best performing 20% of trusts
- Intermediate 60% of trusts
- Worst performing 20% of trusts
- This trust (vertical lines show amount of uncertainty as a result of random fluctuation)

This trust's results are not shown if there were fewer than 30 respondents.

Survey of adult inpatients in the NHS 2009

Clatterbridge Centre for Oncology NHS Foundation Trust

Overall

Did you feel you were treated with respect and dignity while you were in the hospital?

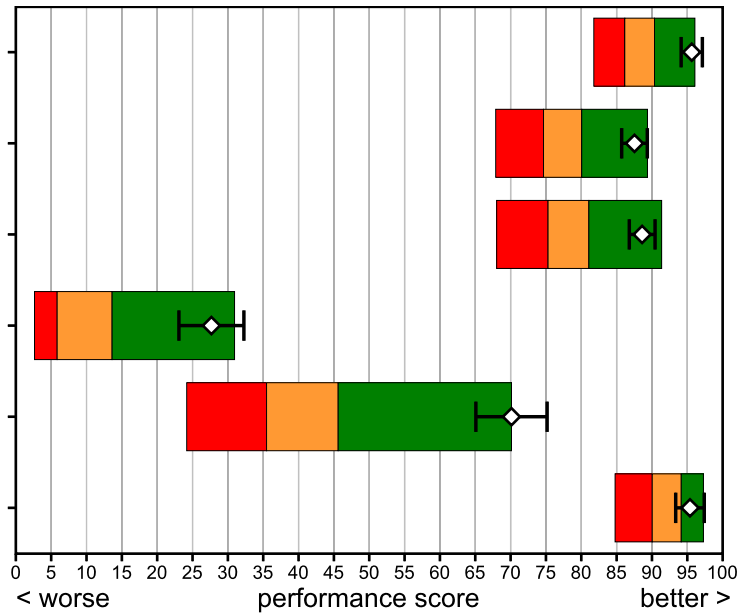
How would you rate how well the doctors and nurses worked together?

Overall, how would you rate the care you received?

While in hospital, were you ever asked to give your views on the quality of your care?

Did you see any posters or leaflets explaining how to complain about the care you received?

Did you want to complain about the care you received in hospital?



<p> Best performing 20% of trusts</p> <p> Intermediate 60% of trusts</p> <p> Worst performing 20% of trusts</p>	<p>◇ This trust (vertical lines show amount of uncertainty as a result of random fluctuation)</p>
---	---

This trust's results are not shown if there were fewer than 30 respondents.

Survey of adult inpatients in the NHS 2009
Clatterbridge Centre for Oncology NHS
Foundation Trust

		Scores for this NHS trust		Threshold for the lowest scoring 20% of NHS Trusts	Threshold for the highest scoring 20% of NHS Trusts	Highest score achieved (all trusts)	Number of respondents (this trust)
		Lower	Upper				
Admission to hospital							
Q3	How much information about your condition did you get in the A&E Department?	88	94	78	84	96	49
Q4	Were you given enough privacy when being examined or treated in the A&E Department?	91	96	84	89	95	52
Q5	How long did you wait from arriving at A&E to be admitted to a bed on a ward?	79	83	54	66	89	61
Q8	Overall, how long did you wait from being referred to hospital to be admitted?	90	93	59	67	90	298
Q9	How do you feel about the length of time you were on the waiting list?	94	97	80	87	95	337
Q10	Were you given a choice of admission dates?	19	24	23	34	60	321
Q11	Was your admission date changed by the hospital?	97	99	90	94	98	336
Q12	Upon arrival, did you feel that you had to wait a long time to get to a bed on a ward?	90	93	75	85	94	430

Survey of adult inpatients in the NHS 2009
Clatterbridge Centre for Oncology NHS
Foundation Trust

	Scores for this NHS trust	95% Confidence Interval		Threshold for the lowest scoring 20% of NHS Trusts	Threshold for the highest scoring 20% of NHS Trusts	Highest score achieved (all trusts)	Number of respondents (this trust)
		Lower	Upper				
The hospital and ward							
Q14 Did you ever share a sleeping area with patients of the opposite sex?	89	86	92	79	91	95	410
Q19 Did you ever use the same bathroom or shower area as patients of the opposite sex?	92	90	95	70	85	97	419
Q20 Were you ever bothered by noise at night from other patients?	71	66	75	56	64	79	435
Q21 Were you ever bothered by noise at night from hospital staff?	84	80	87	76	82	90	437
Q22 In your opinion, how clean was the hospital room or ward that you were in?	95	94	96	84	89	95	438
Q23 How clean were the toilets and bathrooms that you used in hospital?	92	90	93	80	86	93	433
Q24 Did you feel threatened during your stay in hospital by other patients or visitors?	98	96	99	95	98	99	438
Q25 Did you have somewhere to keep your personal belongings whilst on the ward?	66	63	68	61	67	82	407
Q26 Did you see any posters or leaflets on the ward asking patients and visitors to wash their hands or to use hand-wash gels?	100	99	100	95	98	100	431
Q27 Were hand-wash gels available for patients and visitors to use?	99	99	100	96	98	100	433
Q28 How would you rate the hospital food?	63	60	66	48	59	76	421
Q29 Were you offered a choice of food?	91	89	94	83	89	95	435
Q30 Did you get enough help from staff to eat your meals?	77	72	83	67	77	87	157
Doctors							
Q31 When you had important questions to ask a doctor, did you get answers that you could understand?	87	85	90	79	84	91	414
Q32 Did you have confidence and trust in the doctors treating you?	93	91	95	87	91	96	437
Q33 Did doctors talk in front of you as if you weren't there?	90	88	92	81	86	95	436
Q34 As far as you know, did doctors wash or clean their hands between touching patients?	93	91	95	82	88	94	339

Survey of adult inpatients in the NHS 2009
Clatterbridge Centre for Oncology NHS
Foundation Trust

	Scores for this NHS trust	95% Confidence Interval		Threshold for the lowest scoring 20% of NHS Trusts	Threshold for the highest scoring 20% of NHS Trusts	Highest score achieved (all trusts)	Number of respondents (this trust)
		Lower	Upper				
Nurses							
Q35 When you had important questions to ask a nurse, did you get answers that you could understand?	86	84	89	77	84	90	401
Q36 Did you have confidence and trust in the nurses treating you?	91	89	93	82	88	92	435
Q37 Did nurses talk in front of you as if you weren't there?	92	90	94	84	89	93	433
Q38 In your opinion, were there enough nurses on duty to care for you in hospital?	81	79	84	71	78	90	433
Q39 As far as you know, did nurses wash or clean their hands between touching patients?	95	93	97	85	90	96	384
Your care and treatment							
Q40 Did a member of staff say one thing and another say something different?	85	82	87	77	81	87	435
Q41 Were you involved as much as you wanted to be in decisions about your care?	80	77	83	68	74	83	433
Q42 How much information about your condition or treatment was given to you?	89	86	92	75	81	91	433
Q43 Did your family or someone close to you have enough opportunity to talk to a doctor?	74	71	78	59	66	78	329
Q44 Did you find someone on the hospital staff to talk to about your worries and fears?	74	70	78	55	63	79	313
Q45 Were you given enough privacy when discussing your condition or treatment?	86	84	89	79	83	91	434
Q46 Were you given enough privacy when being examined or treated?	97	96	98	92	95	98	436
Q48 Do you think the hospital staff did everything they could to help control your pain?	89	86	92	80	86	92	207
Q49 After you used the call button, how long did it usually take before you got help?	68	66	71	60	66	81	222

Survey of adult inpatients in the NHS 2009
Clatterbridge Centre for Oncology NHS
Foundation Trust

	Scores for this NHS trust	95% Confidence Interval		Threshold for the lowest scoring 20% of NHS Trusts	Threshold for the highest scoring 20% of NHS Trusts	Highest score achieved (all trusts)	Number of respondents (this trust)
		Lower	Upper				
Operations & Procedures							
Q51 Did a member of staff explain the risks and benefits of the operation or procedure?	93	90	95	87	91	96	226
Q52 Did a member of staff explain what would be done during the operation or procedure?	93	90	96	82	87	94	225
Q53 Did a member of staff answer your questions about the operation or procedure?	93	90	96	84	89	93	208
Q54 Were you told how you could expect to feel after you had the operation or procedure?	84	80	88	68	74	85	227
Q56 Did the anaesthetist explain how he or she would put you to sleep or control your pain?	96	93	98	88	92	96	126
Q57 Afterwards, did a member of staff explain how the operation or procedure had gone?	82	78	87	73	79	88	218
Leaving Hospital							
Q58 Did you feel you were involved in decisions about your discharge from hospital?	85	82	88	66	73	85	360
Q60 What was the main reason for the delay?	74	70	79	58	70	86	430
Q61 How long was the delay to discharge?	85	82	87	72	81	92	427
Q62 Were you given any written information about what you should do after leaving hospital?	71	67	75	58	68	86	434
Q63 Did hospital staff explain the purpose of the medicines you were to take home?	92	90	94	81	86	94	352
Q64 Did a member of staff tell you about medication side effects to watch for?	75	71	79	41	49	75	331
Q65 Were you told how to take your medication in a way you could understand?	92	89	94	80	86	93	335
Q66 Were you given clear written information about your medicines?	87	84	90	71	78	87	359
Q67 Did a member of staff tell you about any danger signals you should watch for?	76	71	80	46	54	76	345
Q68 Did hospital staff give your family or someone close to you all the information they needed?	75	70	79	51	59	75	313
Q69 Did hospital staff tell you who to contact if you were worried about your condition?	94	91	96	71	79	94	412
Q70 Did you receive copies of letters sent between hospital doctors and your family doctor?	38	34	43	32	64	91	402
Q71 Were the letters written in a way that you could understand?	91	88	94	81	88	93	147

Survey of adult inpatients in the NHS 2009
Clatterbridge Centre for Oncology NHS
Foundation Trust

	Scores for this NHS trust	95% Confidence Interval		Threshold for the lowest scoring 20% of NHS Trusts	Threshold for the highest scoring 20% of NHS Trusts	Highest score achieved (all trusts)	Number of respondents (this trust)
		Lower	Upper				
Overall							
Q72 Did you feel you were treated with respect and dignity while you were in the hospital?	96	94	97	86	90	96	432
Q73 How would you rate how well the doctors and nurses worked together?	88	86	89	75	80	89	429
Q74 Overall, how would you rate the care you received?	89	87	90	75	81	91	431
Q75 While in hospital, were you ever asked to give your views on the quality of your care?	28	23	32	6	14	31	373
Q76 Did you see any posters or leaflets explaining how to complain about the care you received?	70	65	75	35	46	70	326
Q77 Did you want to complain about the care you received in hospital?	95	93	97	90	94	97	430

Survey of adult inpatients in the NHS 2009

Clatterbridge Centre for Oncology NHS Foundation Trust

Background information

The sample	This trust	All trusts
Number of respondents	443	69348
Response Rate (percentage)	56	52

Demographic characteristics	This trust	All trusts
Gender (percentage)	(%)	(%)
Male	51	46
Female	49	54
Age group (percentage)	(%)	(%)
Aged 35 and younger	4	8
Aged 36-50	10	15
Aged 51-65	41	27
Aged 66 and older	45	50
Ethnic group (percentage)	(%)	(%)
White	97	92
Mixed	0	1
Asian or Asian British	0	2
Black or Black British	0	2
Chinese or other ethnic group	0	0
Not known	2	3